












Curvas de cargas - Load diagrams - Lastkurven - Courbes de charges - Curve di carico -
График грузоподъёмности

60 m		10	15	20	25	30	33.2	35	40	45	50	55	60	m
		3000	3000	3000	3000	3000	3000	2844	2407	2069	1800	1582	1400	Kg
		10	15	18.1	20	25	30	35	40	45	50	55	60	m
55 m		6000	6000	6000	5504	4194	3337	2732	2283	1937	1661	1436	1250	Kg
		10	15	20	25	30	35	38.1	40	45	50	55	m	
		3000	3000	3000	3000	3000	3000	3000	2848	2460	2151	1900	Kg	
50 m		10	15	20	20.7	25	30	35	40	45	50	55	m	
		6000	6000	6000	6000	4901	3921	3231	2718	2322	2007	1750	Kg	
		10	15	20	25	30	35	40	44.4	45	50	m		
45 m		3000	3000	3000	3000	3000	3000	3000	3000	2960	2600	Kg		
		10	15	20	25	30	35	40	45	50	m			
		6000	6000	6000	6000	5808	4671	3870	3275	2816	2450	Kg		
40 m		10	15	20	25	30	39.2	40	45	m				
		3000	3000	3000	3000	3000	3000	3000	3000	Kg				
		10	15	20	25	27	30	35	40	45	m			
35 m		6000	6000	6000	6000	6000	5331	4433	3765	3250	Kg			
		10	15	20	25	30	35	40	m					
		3000	3000	3000	3000	3000	3000	Kg						
30 m		10	15	20	25	26.3	30	35	m					
		6000	6000	6000	6000	6000	5293	4400	Kg					
		10	15	20	25	30	m							
	3000	3000	3000	3000	3000	Kg								
	10	15	20	25	25.5	30	m							
	6000	6000	6000	6000	6000	5100	Kg							

Bloque de contrapeso- Counterweight blocks- Gegengewichtsblöcke- Bloc de
contrepoid- Blocco di contrappeso - Плиты противовеса

	60 m			55 m			50 m			45 m		
	A	B	C	A	B	C	A	B	C	A	B	C
	7	1	-	6	2	-	5	3	-	6	1	-
	19000 Kg			18000 Kg			17000 Kg			16500 Kg		

	40 m			35 m			30 m		
	A	B	C	A	B	C	A	B	C
	4	3	-	3	3	-	2	3	-
	14500 Kg			12000 Kg			9500 Kg		

Mecanismos - Mechanisms - Antriebe - Mécanismes - Meccanismi - Приводы

33 Hp (24Kw) -3V
400 V / 50 Hz
H.B.G 88Mts S/R Ø12

		m/min	7.4	37	74	3.7	18.5	37	
		305 m	Kg	3000	3000	1500	6000	6000	3000
			Kw	24	24	24	24	24	24

	m/min	11 / 37 / 75		
	Kw	3,0		
	r.p.m	0,3	0,6	0,9
	Nm	2 x 65		
	r.p.m	0,3	0,6	0,9
	Kw	2 x 5.5		
	m/min	12 / 24		
	Kw	4 x 3		

* 33 Hp (24Kw) - INV-3V
400 V / 50-60 Hz
H.B.G 88Mts S/R Ø12

		m/min	0--9	0--37	0--80	0--4.5	0--18.5	0--40	
		305 m	Kg	3000	3000	1500	6000	6000	3000
			Kw	24	24	24	24	24	24

		400 V 50 Hz	100m 4x25mm ²	GENERADOR	POTENCIA INSTALADA
				2000/14/CEE 2005/88/CEE	2006/95 /CEE

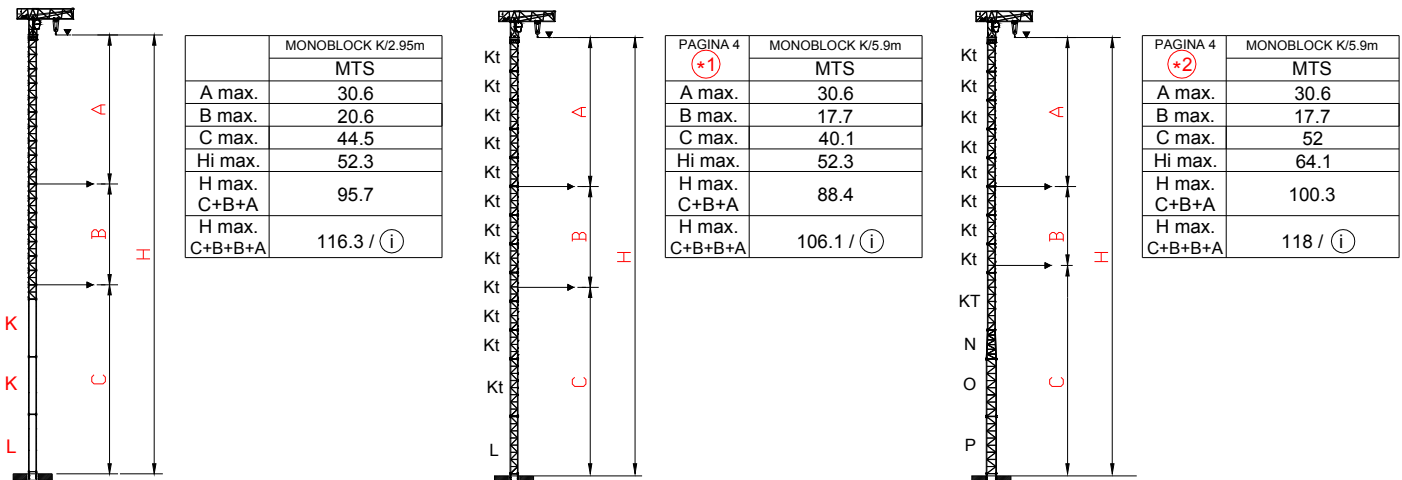
* Opcional / Optional / Opzionale /

- Elevación / Hoisting / Heben / Levage / Sollevamento
- Distribución / Trolleying / Katzfahren / Distribution / Ditrubuzione
- Orientación / Slewing / Schwenken / Orientation / Rotazione
- Traslacion / Travelling / Schienefahren / Translation / Traslazione
- Cable / Rope / Seil / Câble / Fune

		380 V 60 Hz	100m 4x25mm ²	OPCIONAL
				2000/14/CEE 2005/88/CEE

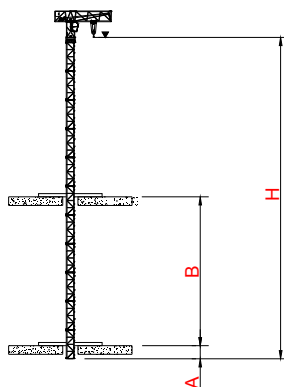
Proceso de trepado - Climbing - Kletterkrane - Telescopable - Sopralzo idraulico - Процесс наращивания крана

C25 TREPADO EXTERNO / EXTERNAL CLIMBING / GEANKERTER KRAN /
GRUE ANDRÉE / GRU ANCORATA /



(i) Consultarnos-Consultateci-Consult us-Nous consulter-Auf anfrage

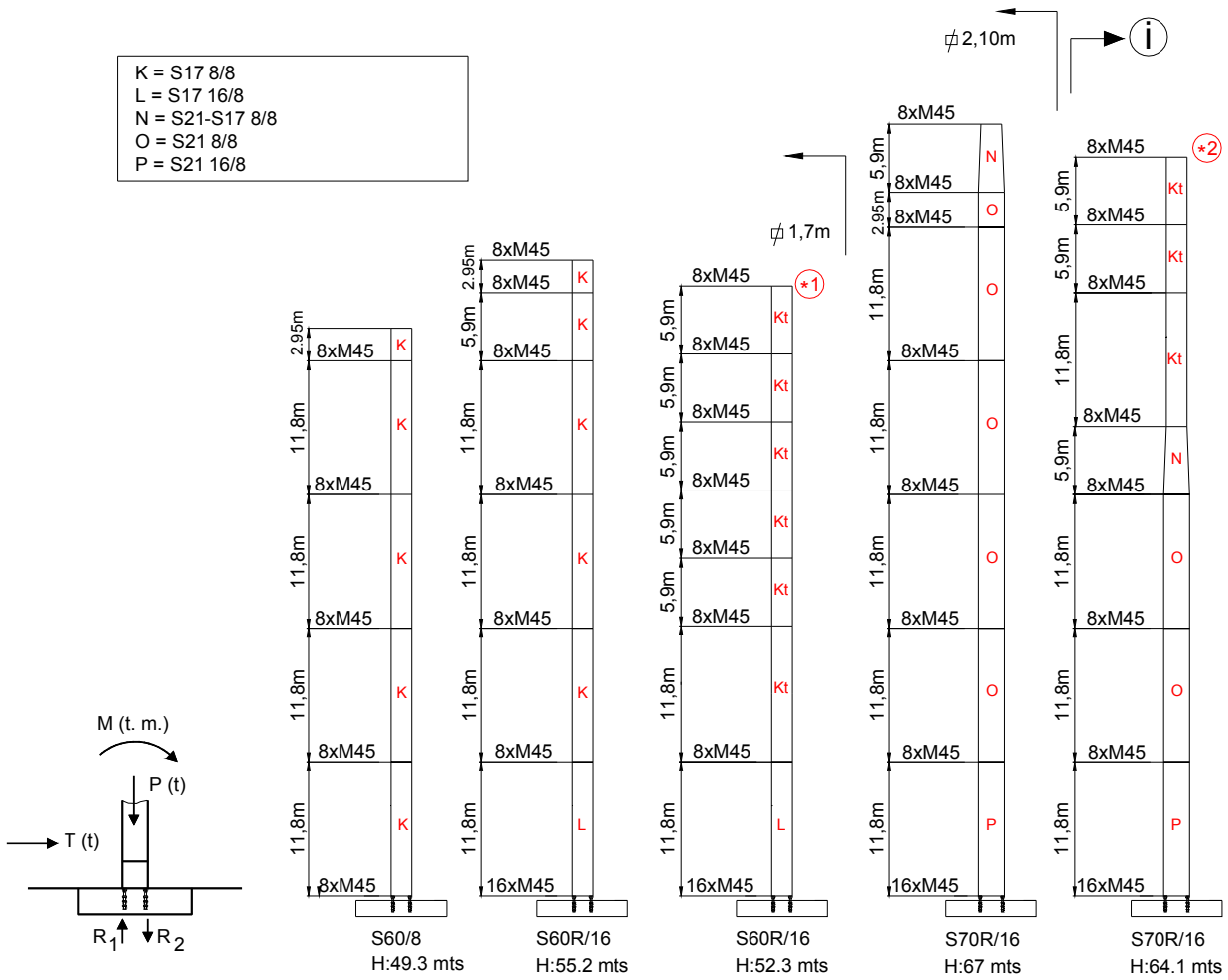
TREPADO INTERNO / BOTTOM CLIMBING CRANE / KLETTERKRANE IM
GEBÄUDE / TÉLESCOPAGE SUR DALLES / GRU CLIMBING /



(i) Consultarnos-Consultateci-Consult us-Nous consulter-Auf anfrage

FEM 1005-C25-C50-D50 / EN 14439 - Mástil / Masts / Maste / Mat / Torre / Torre /
Комплектация башни

K = S17 8/8
L = S17 16/8
N = S21-S17 8/8
O = S21 8/8
P = S21 16/8

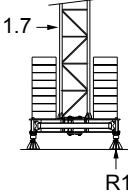
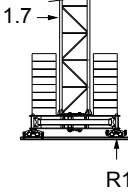
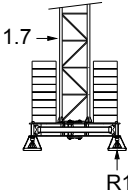
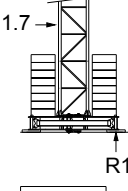
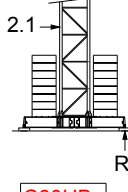


C25	H (m)	22.8	28.7	37.5	43.4	49.3	52.3	55.2	64	67
	M (T·m)	232.4	281.3	352	419.6	518.3	564.5	615.2	708.9	764.2
	T (t)	6,2	7.4	8.8	9.7	11.2	11.6	12.3	17	17.5
	P (t)	45.3	51.4	53.5	55.6	57.7	58.9	62.8	83.9	85.5
	R ₁ (t)	98.2	119.7	152.5	184	223	251.3	274.2	238.6	258.2
	R ₂ (t)	-120.8	-145.4	-179.2	-211.7	-258.7	-280.8	-305.7	-275.5	-296

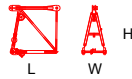
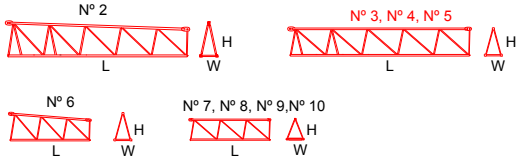
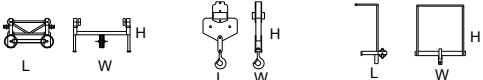
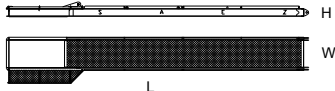
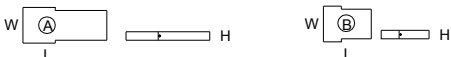
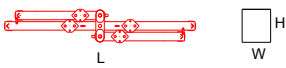

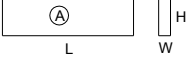
C50	H (m)	22.8	28.7	37.5	43.4	46.4	49.3	52.3	64	
	M (T·m)	253.7	319	406.2	490.2	611.6	668.8	703.5	786.1	
	T (t)	8	9.4	11.1	12.2	14	14.6	15.7	17.6	
	P (t)	55.1	57.3	59.5	61.7	64	65.2	67.5	68.8	
	R ₁ (t)	105.8	136	176.5	215.6	272	299	238.2	267.8	
	R ₂ (t)	-133.3	-164.7	-206.3	-246.5	-304	-331.5	-272	-302.2	

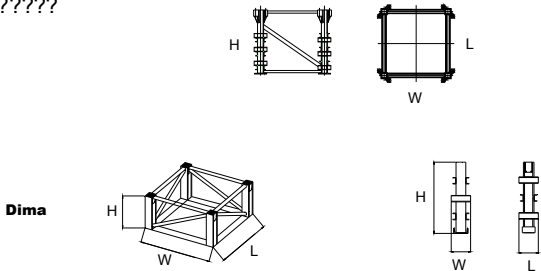
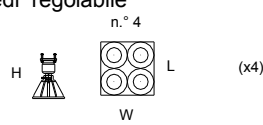
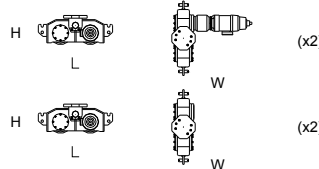
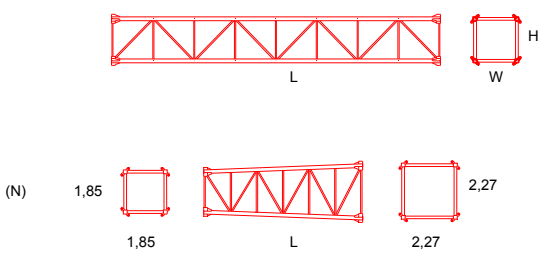
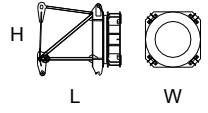


D50	H (m)	22.8	28.7	37.5	40.4	43.4	49.3	52.3		
	M (T·m)	303.8	387	500.1	609	669	701.6	789		
	T (t)	10.5	12.2	14.4	15.9	16.6	16.9	17.2		
	P (t)	55.1	57.3	59.5	61.7	63	66.1	67.5		
	R ₁ (t)	129.4	168	221	271.6	299.8	236.2	269.3		
	R ₂ (t)	-157	-196.7	-250.8	-302.5	-331.3	-270	-304		


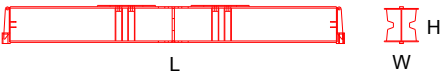
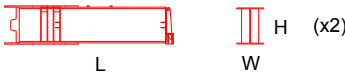
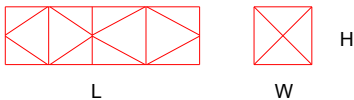
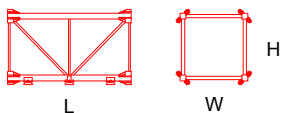
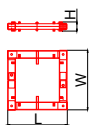
FEM 1005-C25-C50-D50 / EN 14439 – Bloque lastre de base – Base ballast block – Grundballastblöcke – Bloc de lest de base – Blocco di zavorra alla base

(A)		<div style="border: 1px solid black; padding: 2px; display: inline-block;">C45HM</div>	C25	H (m)	23.9 m	29.8 m	38.6 m	41.6 m	47.5 m	
				R1 (t)	51 t	62t	70.1t	89.2 t	122.1 t	
				Z (t)	68.4 t	68.4 t	76 t	98.8 t	121.6t	
			C50	H (m)	23.9 m	29.8 m	38.6 m	41.6 m	44.5 m	
				R1 (t)	52.3 t	64.3 t	72 t	90.1 t	119.8 t	
				Z (t)	68.4 t	68.4 t	83.6 t	114 t	121.6 t	
			D50	H (m)	23.9 m	29.8 m	38.6 m	41.6 m	44.5 m	
				R1 (t)	54.5 t	65.1 t	87.4t			
				Z (t)	68.4 t	83.6 t	114 t			
(B)		<div style="border: 1px solid black; padding: 2px; display: inline-block;">C45HM</div>	C25	H (m)	23.7 m	29.6 m	38.4 m	41.4 m	47.3 m	
				R1 (t)	51 t	62t	70.1t	89.2 t	122.1 t	
				Z (t)	68.4 t	68.4 t	76 t	98.8 t	121.6t	
			C50	H (m)	23.7 m	29.6 m	38.4 m	41.4 m	44.3 m	
				R1 (t)	52.3 t	64.3 t	72 t	90.1 t	119.8 t	
				Z (t)	68.4 t	68.4 t	83.6 t	114 t	121.6 t	
			D50	H (m)	23.7 m	29.6 m	38.4 m	41.4 m	44.3 m	
				R1 (t)	54.5 t	65.1 t	87.4t			
				Z (t)	68.4 t	83.6 t	114 t			
(D)		<div style="border: 1px solid black; padding: 2px; display: inline-block;">C45HM</div>	C25	H (m)	24.5 m	30.3 m	39.1 m	42.1 m	48 m	
				R1 (t)	51 t	62t	70.1t	89.2 t	122.1 t	
				Z (t)	68.4 t	68.4 t	76 t	98.8 t	121.6t	
			C50	H (m)	24.5 m	30.3 m	39.1 m	42.1 m	45 m	
				R1 (t)	52.3 t	64.3 t	72 t	90.1 t	119.8 t	
				Z (t)	68.4 t	68.4 t	83.6 t	114 t	121.6 t	
			D50	H (m)	24.5 m	30.3 m	39.1 m	42.1 m	45 m	
				R1 (t)	54.5 t	65.1 t	87.4t			
				Z (t)	68.4 t	83.6 t	114 t			
(E)		<div style="border: 1px solid black; padding: 2px; display: inline-block;">C45HM</div>	C25	H (m)	23.6 m	28.6 m	38.3 m	41.3 m	47.2 m	
				R1 (t)	51 t	62t	70.1t	89.2 t	122.1 t	
				Z (t)	68.4 t	68.4 t	76 t	98.8 t	121.6t	
			C50	H (m)	23.6 m	28.6 m	38.3 m	41.3 m	44.2 m	
				R1 (t)	52.3 t	64.3 t	72 t	90.1 t	119.8 t	
				Z (t)	68.4 t	68.4 t	83.6 t	114 t	121.6 t	
			D50	H (m)	23.6 m	28.6 m	38.3 m	41.3 m	44.2 m	
				R1 (t)	54.5 t	65.1 t	87.4t			
				Z (t)	68.4 t	83.6 t	114 t			
(F)		<div style="border: 1px solid black; padding: 2px; display: inline-block;">C60HB</div>	C25	H (m)	23.6 m	29.5 m	35.4 m	41.3 m	47.2 m	53 m
				R1 (t)	35.9 t	43.6 t	59.8 t	77 t	104 t	115.8 t
				Z (t)	60.8 t	68.8 t	68.8 t	76 t	91.2t	106.4t
			C50	H (m)	23.6 m	29.5 m	35.4 m	41.3 m	47.2 m	50.1 m
				R1 (t)	35.9 t	43.6 t	65.8 t	84.7 t	118 t	119.5 t
				Z (t)	60.8 t	68.8 t	76 t	91.2 t	98.8t	106.4t
			D50	H (m)	23.6 m	29.5 m	35.4 m	41.3 m	47.2 m	50.1 m
				R1 (t)	41.4 t	62.7 t	92t	119.6 t		
				Z (t)	60.8 t	76 t	76 t	91.2t		

Dimensiones y transporte - dimensions and transport - Abmessungen und Transport - dimensions et des transports - dimensioni e trasporti - Размеры и транспорта

	L(m)	W(m)	H(m)	Peso(Kg)	
Pluma tramo primero / Jib heel section / Ausleger-Anlenkstück / Pied de fleche / Settore articolato di braccio / 	2.4	1.3	2.36	950	
Elemento intermedio de pluma / Intermediate jib section / Ausleger-Zwischenstück / Elément interm. de fleche / Spezzone di braccio / 	2 3 4 5 6 7 8 9 10	11.6 11.6 5.3 5.3 5.3 5.3 5.3 5.15 5.3	1.13 1.13 1.13 1.13 1.13 1.13 1.13 1.13 1.13	2.25 1.8 1.8 1.8 1.8 1.45 1.45 1.4 1.45	2194 1720 620 530 470 376 326 248 326
Gancho, Carro y Puntera / Hook, Trolley and jib head / Lasthaken - Laufkatze-Cabeça de Lança / Crochet - Chariot-Pointe de fleche / Gancio - Carrello e Punta freccia / 	1.2 0.8 0.8	1.35 0.15 1.2	0.8 1.5 1.4	290 330 108	
Contrapluma / Counter-jib / Gegenausleger / Contre-fleche / Controbraccio / 	11.94	1.8	0.6	2775	
Bloque de contrapeso / Counterweight blocks / Gegengewichtsböcke / Bloc de contrepoids / Blocco di contrappeso / 	3.2 1.83	1.25 1.25	0.29 0.29	2500 1500	
Base Cruciforme C45HM / Crossbase C45HM / Fundamentkreuz C45HM / Châsis C45HM / Carro base C45HM 	6.7	1.1	1.2	5750	
Vigas auxil. de base / Half base beams / Halbräger für fundamentkreuz / Semipoutre de châsis de base / Travi di congiunzi di congiunzione 	4.4	0.3	0.55	220	
Bloque lastre de base / Base ballast block / Grundballastböcke / Bloc de lest de base / Blocco di zavorra alla base / 	440	0.3	1.2	3800	

	L(m)	W(m)	H(m)	Peso(Kg)	
Elemento de empotre / Foundation anchor / Fundamentanker / Pieds de scellement El annegare / A?????? ? ????????? <div style="display: flex; justify-content: space-around; align-items: center;">  </div>	S60/8	1,85	1,85	1,6	956
	S60/R16	1,85	1,85	1,6	1108
	S70/8	2,27	2,27	1,6	1122
	S70R/16	2,27	2,27	1,6	1274
	S75R16/20 0.35	0,35	0,35	1,6	1200
	S75R16/22 0.5	0,5	0,5	2	2840
	S75R16/26 0.5	0,5	0,5	2,4	3160
	S75R24/26 0.5	0,5	0,5	2,4	3400
	Dima	2,31	2,34	0,8	1650
Niveladores / Levellers / Spindel pyramide / Niveleurs / Piedi regolabile <div style="display: flex; justify-content: space-around; align-items: center;">  </div>	1,20	1,20	0,90	250	
Traslacion / Travelling bogies / Kranfahren / Traslation / Traslazione <div style="display: flex; justify-content: space-around; align-items: center;">  </div>	1,15	1,25	0,45	505	
	1,15	0,25	0,45	450	
Elemento de torre / Tower section / Turmstück / Elément de mât / Elemento di torre / ??? ????? ? ?????? <div style="display: flex; justify-content: space-around; align-items: center;">  </div>	K	11,8	1,85	1,85	4600
	K	5,9	1,85	1,85	2472
	K	3	1,85	1,85	1425
	L	11,8	1,85	1,85	5520
	O	11,8	2,27	2,27	5044
	O	5,9	2,27	2,27	2640
	O	3	2,27	2,27	1545
	P	11,8	2,27	2,27	5700
	N	5,9			3500
	X	6	2,27	2,29	4000
	T	6	2,27	2,29	4300
	U	6	2,31	2,34	5910
	Z	6	2,61	2,34	5980
Unidad de rotacion / Complete slewing unit / Drehbühne / Partie tournante / Unitá di rotazione ?????????? ???? ? <div style="display: flex; justify-content: space-around; align-items: center;">  </div>	3.04	2,00	3.35	5700	
Bloque apoyo de base / Base support block / Grundballastblöcke / Bloc de appui de base Blocco di appoggio alla base <div style="display: flex; justify-content: space-around; align-items: center;">  </div>	3,75	0,5	1,2	5400	
Equipo de elevacion 33HP / Hoist winch / Heben / Levage / Sollevamento <div style="display: flex; justify-content: space-around; align-items: center;">  </div>	1.4	2.2	0.64	875	

	L(m)	W(m)	H(m)	Peso(Kg)
<p>Cabina y soporte / Cabin and platform / Kabine und wartungs / Cabine et support / Cabina e supporto /</p> 	3,00	1,15	2,35	558
<p>Viga principal base C60HB / Main base beam / Hauptträger für fundamentkreuz / Poutre de châssis de base / Trave principale della base/</p> 	8,65	0,78	0,92	4300
<p>Semiviga secundaria base C60HB / Half base beam / Halbträger für fundamentkreuz / Semipoutre de châssis de base / Semitrave secundaria della base</p> 	4,27	0,68	0,97	2025
<p>Jaula de telescopaje tipo K / Climbing cage type K / Hydraulikbühne / Cage de telescopage type K / Gabbia di montaggio K /</p> <p>Completa / Full / Vollständige/Complete / completa /</p> 	K-2.95 K-5.9	7,35 11.2	2,1 2,1	6400 8000
<p>Estructura / Steel frame / Struktur/ Construction / Struttura /</p>	K-2.95 K-5.9			4890 6490
<p>Hidraulico y accesorios / Hydraulic and accessories/ Hydraulik-und Zubehör / hydraulique et accessoires / idrauliche ed accessori /</p>	K-2.95 K-5.9			1510 1510
<p>Tramo trepador Kt / Tower element / Turmstück / Élément de mât / Elemento di torre monolitico</p> 	2.95 5.9 11.8	1,85 1,85 1,85	1,85 1,85 1,85	1475 2572 4750
<p>Marco trepado externo / Tie-frame / Cadre d'encrage externe / Sopralzo con ancoraggio esterno /</p> 	2.31	2.31	0.26	950



40" HC x 6 - HBG 34.6 mt



x 5 - HBG 34.6 mt